




Are You Ready For Glunge?



It's the combination of glamour and grunge: glunge.

Until now, you've heard it called a "messy" look, and it doesn't just apply to hairstyles. The whole glunge look includes torn jeans with pearls or sequins, even motorcycle boots!

College students love this look obviously, but for the rest of us, there are some really great ways to use the glunge hairstyle to your benefit.

It's very simple and includes:

- Natural waves and pin curls
- Spirals and lazy rolls
- Straight strands and wilting waves

These are all looks you can use with "second day" hair, when your hair is not freshly washed. Play with the wrapping technique and angle of your hair around a curling iron.

Use your flat iron for slight bends and curls to get different textures and looks. It really doesn't take a lot of effort.



You can also add some choppy layers for a bit of an edge. Or, if edgy isn't your thing, tone down the look for a mixture of soft waves and straight hair.

It's a beautiful look that can be worn for work or play!

Source: www.curlstylist.com

Styling Power

87% of men said that a woman's hair is important when evaluating her overall appearance.

Pantene Study

Keep it radiant, refreshing and original...just like you!

facebook

Did you see the news? Check out our Facebook page to find:

www.facebook.com/HairTamers

We put up hints and tips and some fantastic Packages and New Stylist Deals!

3 Easy Ways To Winter Proof Your Hair

"Keep your hair looking..." p. 2


3 Pairs Of Pants Every Woman Should Own

"Standard for every..."p. 3

Salon Offers You Don't Want To Miss!

Check them out here! p. 4

3 Easy Ways To Winter Proof Your Hair



"When I cut my hair, the whole sound changed, my style changed."

Rihanna, Singer

"I am undisturbed in my quest to amuse myself by constantly changing my hair."

Please make sure while you are in the salon that your mobile is turned off (or switched to silent).

While you and other clients are enjoying your visit with us.



Thank you for your co-operation

Keep your hair looking healthy and shiny even during the cold winter months.

Besides getting regular trims, we've got three other ways to give your hair the extra care it needs.

Deep condition.

Honestly, this is one step you can use for both deep winter and in the middle of summer.

You can do this one at home with good salon quality products. We recommend weekly.

If your hair is still dry and lifeless, come in for a salon deep conditioning treatment. It will help jump start at home treatments. You'll love the results!

Keep brush bristles natural. Natural bristles are much gentler on your hair

This is one step you can use for both deep winter and the middle of summer.

than plastic bristles. They will help maintain natural shine, and avoid snagging and tearing.

The same is true for ponytail elastics. Make sure you use covered elastic to avoid snapping and breaking your hair.

Tame frizzies. Lack of moisture in the air can cause hair to become flyaway. Go easy on the blow drying by using a cool setting to finish.

Remember to use a heat styling spray for more protection. Apply styling serums to prevent static and to add more shine to your hair.

It doesn't really take any more time to keep winter hair looking great. It's just that winter often makes it feel that way!


Source: www.tescomagazine.com

Side-Swept Style



Blake Lively

Fishtail braids and a loose ponytail create a fetching look with long, relaxed pieces left in the front.



Chloe Moretz

With a touch of gold to her brunette locks, side-swept bangs and curls, this is a lovely fashion forward look.



Malin Akerman

Blonde curls cascade to one side with volume-infused roots for a beautiful winter appeal.

Source & pics: www.dailymakoever.com

Hair

Rx

Q. "I've got curly hair. How often should I wash it?"

A. It depends on how much curl you have. Girls with loose curls need to wash their hair 2-3 times per week. Those with tight curls should only wash 1-2 times each week. And kinky curls only need it once each week. And condition, condition, condition!

3 Pairs Of Pants Every Woman Should Own

Standard for every woman's closet, trousers make you feel comfortable, fabulous and yes, glamorous. Here are three styles we think are essential.



Boyfriend Jeans

Who knew comfortable could be so stylish? Loose jeans can be rolled up for a slouchier look, paired with boots, heels, even in sneakers.



Cocktail Pants

Silk or crepe de chine pants pull double duty as cocktail party appropriate attire. Add heels to make it dressier.

The wider leg also gives the appearance of longer gams!



Office Trousers

Never underestimate the power of slim ankle-length pants paired with heels. Keep the colour neutral and the fit not too tight for a super professional look.

Source: *glamour.com*

What look is complete without the right shoes? Nude toe peeps, ballet flats, pumps or platforms, make sure your shoes complete your fashion statement!

Happy-Tude Beauty Tips

1. Listen to your heart every day.
2. If a relationship needs to be secret, you don't need to be in it.
3. Get outside every day. Miracles are waiting everywhere.
4. No matter how you feel, get up, dress up and show up.



1. Listen to your heart every day.
2. If a relationship needs to be secret, you don't need to be in it.

Want An Instant Eye Lift?

This is a great technique that makes your eyes look sexy as well as lifted. Just line them with a light shimmer.



Our model on the right is obviously glammed for evening, but you can do this look for daytime easily.

- **White & Champagne**-Best for blue eyes
- **Pink Liners**-Best for green eyes
- **Silver or Blue**-Brown-eyed girls can wear any shimmer shade, but these two shades look fantastic.

This little trick instantly lifts the appearance of sagging skin, makes the whites of your eyes stand out, and reduces the appearance of puffiness.

Notice the model also has highlighter on the inside corner of her eye. Neat trick when you need a little perking up! Source: *dailymakeover.com*

High Drama Eye Make-Up




This incredible look comes from none other than Keira Knightley.

With a bold ring of liquid eyeliner around her entire eye, there is also a whole lot of coppery

peach shadow circling her eyes.

On the inner half of her lids, she has a taupe pink neutral colour and lots of fake lashes.

Source & pics: *glamour.com*



Check Out Our Fabulous New Hair Designer Ebonee!

You don't want to miss these appts with Ebonee as she is Almost booked out now!

New Stylist Ebonee Deals!!

Ebonee is our new fab stylist who is really wanting to meet you all and look after your hair needs.

So we have released these fab deals for you to give her a try.

1) Shampoo, Cut & Blowdry or Curls on any length @ 50% off = \$30.

2) 1/2 head of Foils 30-40 foils) + Cut and Blow-dry @ 40% off = \$69.

3) Full colour + Cut and Blowdry @ 50% off = \$59.

<https://hairtamers.australiapos.com.au/>

Or call 83263033 or SMS 0433118543 But Be quick!!! Only 40 packages available

Conditions are:

- Not to be used in conjunction with other offers

But Be quick!!! Only 40 packages available

- These specials are only available with our new qualified stylist, Ebonee until all are sold out!

Longer hair extra \$10

Hair Tamers On Roberts Rd

Shop 1, 4 Roberts Rd
Hackham West. SA. 5163

Web address: www.hair-salon-noarlunga.com.au



Need a quick hair refresher?

Don't have time to wash your hair? Use accessories like a jeweled hair band, barrettes, and even an old brooch to make hair look prettier.

Add a little more drama to your eyes to change the focus.